



**-VISE GRIP-
COMPRESSOR
USER'S GUIDE**

S Seymour
Duncan®

WISE GRIP

COMPRESSOR

We'd like to thank you for making the Seymour Duncan Vise Grip Compressor a part of your tone quest.

The Vise Grip is a studio-grade, classic compressor in a user friendly 4 knob format. Our unique Blend knob and 3 way mini-toggle switch allow you to select the frequency range of the original uncompressed signal as well as infinitely adjust the amount of "wet" versus "dry" signal that is routed to the output.

It's often best to put a compressor at the beginning of your effects chain, but sometimes it can work more efficiently when placed after effects such as a wah or envelope filter. You won't do any damage by putting your effects in the so-called wrong order, so feel free to experiment and find what works best for your sound.

The Vise Grip can do all of the following and more:

- Add natural sounding sustain to both chords and single notes
- Add extra sparkle to top end of chords and melody lines
- Soften harsh overtones and smooth out dynamics in your playing

HOW IT WORKS

- 1 Blend** - Determines how much of the original signal is blended back into the compressed signal. This control allows you to play above the compression threshold to bring the natural snap back to individual notes or a riff when you really dig in.
- 2 Mid/Full/High Switch** - Determines whether just the mids or highs are blended, or the full frequency spectrum. Experiment with the settings to discover very different tones.
- 3 Sustain** - This knob is the heart and soul of the Seymour Duncan Vise Grip Compressor as it determines the length of sustain. It's easy: the higher the setting the longer your notes will ring out.
- 4 Attack** - This crucial control regulates how quickly the compressor reacts to your initial pick attack with the circuit acting to compress the input signal. For increased dynamics, a higher setting will give a late attack that allows your pick dynamics to come through before the compression kicks in.
- 5 Volume** - Always important, this knob can be used to achieve the desired level balance between



Battery Door (on back panel)

the sound though the compressor and the bypassed sound. Balance this with the sustain knob to provide as natural an effect as possible. Alternatively, to use the Vise Grip as a clean boost, set the output to a higher setting and lower the amount of sustain.

- 6 **Status LED** - Indicates when the Vise Grip Compressor is active. LED is on when the unit is engaged, off when in true bypass mode.
- 7 **True Bypass Footswitch** - Removes the circuit from your guitar's signal via a hardwired connection from the input jack to the output jack.
- 8 **Input Jack** - Plug in your guitar or other pedal cable here.
- 9 **Output Jack** - Run a cable to the input of your amp or to the next effect in your chain.
- 10 **Power Jack** - We designed this pedal to be convenient. You can use any 9Vdc regulated adapter (negative polarity center terminal).

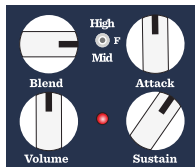
- 11 **Easy Access Battery Door** - When pedal is not in use, save your battery life by removing your guitar cable from the input jack.

LET'S GET STARTED!

1. Start with the unit in bypass mode (LED off). Set Blend knob all the way counter clockwise (off) and all other knobs set at 12 o'clock.
2. Turn on the Vise Grip Compressor by pressing the footswitch – the LED will light up red when it's active. Adjust Volume knob and your amp level to achieve desired overall volume.
3. Experiment with Sustain and Attack knobs to get desired “wet” or compressed tone.
4. Select frequency range on mini-toggle switch and gradually bring up Blend knob to re-introduce the dry signal to the compressed signal. Blend “wet” versus “dry” to taste.
5. Enjoy a smoother, more manageable tone.

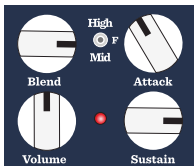
SAMPLE SETTINGS

Compression is a subtle effect, so try out some of these example settings as a way of finding the best tone for you.



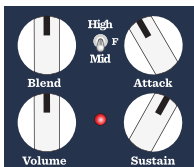
Keepin' It Clean

Neither too much nor too little, this will allow your chords to ring and sustain naturally, just as Seymour intended. Adjust the Blend to taste to further increase transients and keep it going without ever sounding forced or artificial.



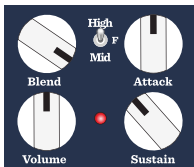
Sustain For Days

This will give you more than enough time to go away and have a bite: you'll certainly still be hearing this one. Great for chords and better for single notes, this flub-free, musical and silent sustain can seemingly go on forever...



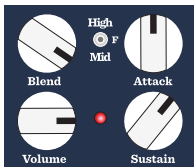
Funky Chops

Rev up your bridge single coil and get that picking hand working. Give your rhythmic chops and single-note melody lines a rounded edge that sounds great on the three treble strings and adds muscle to those disco flavored stops.



Lo-Fi Thinning

Especially effective when using humbuckers, try this to wildly change your tone from warm and full to scratchy and toppy at the press of a footswitch. Want to recreate that garage band feel? If you have a use for a skinny humbucker tone, try this little trick for starters.



Clean Solo Emphasis

You don't want any additional drive with a clean boost, and this setting gives you just that. Adjust the Volume knob to the output of your amp and balance the Blend to the tone of your guitar: your clean solos need never be buried again.



COMMITMENT TO QUALITY AND COMMUNITY

Seymour Duncan takes pride in designing and crafting our products to create the most amazing sound possible. Our Made in the USA label designates that the products are designed in Santa Barbara, California and manufactured in the USA with quality parts sourced in the United States and around the world.

With everything we create, our passion and obsession for amazing sound is reflected in its quality and reliability.

LIMITED WARRANTY

Seymour Duncan offers the original purchaser a one-year limited warranty on both labor and materials, from the day this product is purchased. We will repair or replace this product, at our option, if it fails due to faulty workmanship or materials during this period. Defective products can be returned to your USA dealer, international distributor, or sent direct to our factory postage prepaid along with dated proof of purchase (e.g., original store receipt) and RMA number. Call or email our factory for an RMA number, which **must be written on the outside of the box**. We reserve the right to refuse boxes without an RMA written on the outside. As you might expect, this warranty does not apply if you've modified the unit or treated it unkindly, and we can assume no liability for any incidental or consequential damages which may result from the use of this product. Any warranties implied in fact or by law are limited to the duration of this express limited warranty.

VICE GRIP

COMPRESSOR

SPECIFICATIONS

General Description – A low noise, low distortion soft-knee compressor/sustainer pedal with very wide-range compression, exceptional sustain, and simple, intuitive control of compressor dynamics.

Compression Ratio: Soft-knee, adjustable from 1:1 to > 20:1

Maximum Compressor Gain: +50dB

Attack Speed: Adjustable from 2.0ms to 50ms

Input Impedance: 1 Megohm

Output Impedance: 2.75K ohms maximum

Maximum Input Level: 3 Vrms

Distortion: < 0.3% at 300mV RMS output at 1 kHz

Noise referred to Input: -110dBV, 400 Hz – 20 kHz, input shorted

Compressor Type: Voltage Controlled Amplifier (VCA)

Power: 9V battery or 9V to 18 Vdc regulated adapter, center pin negative polarity

Current Consumption: 21mA operate, 19mA bypass

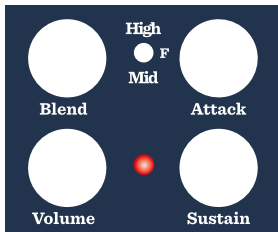
Dimensions: 2.60" wide X 5.0" long X 1.45" high

Weight: 0.67 lbs.

DISPOSAL GUIDELINES

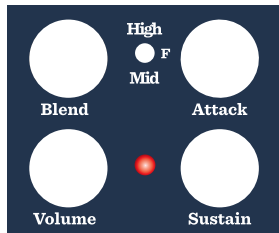
In the unlikely event that you ever need to dispose of this product, it must be disposed of properly by handing it over to a designated collection point for the recycling of waste electronic equipment. Please contact your local household waste disposal service or the shop where you purchased this product for those locations. Thanks for helping us conserve natural resources and ensure that it is recycled in a manner that protects human health and the environment.

PERSONAL SETTINGS

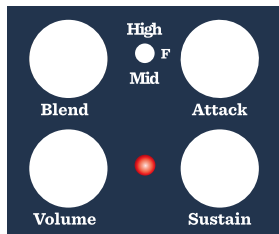


USER NOTES

PERSONAL SETTINGS



USER NOTES



USER NOTES

WHAT WE STAND FOR

We stand for great tone:
It s the heart. The soul. The essence. The
core of the sound.

We stand for musicians. Because soul
matters. Spirit matters. Music matters.


We stand for quality. We re an American
original. An industry leader. And we re
always innovating.

We stand by our work. Our passion. Our
history. It s in everything we build. In
everything we touch.

We stand for great tone. Music. Power.
Heart. Soul. Tone. It s who we are. It s
what we do.

We are Seymour Duncan.





Seymour Duncan

seymourduncan.com

5427 Hollister Ave
Santa Barbara, CA 93111
(805) 964-9610

© 2016 Seymour Duncan. All Rights Reserved.